


**SCIENCE**




Name: \_\_\_\_\_


# My Body

Use these labels to name the parts of the body.

eye	foot	nose	knee	ankle
head	shoulder	neck	hand	
arm	mouth	elbow	leg	



# Cut and paste



<i>eye</i>	<i>finger</i>	<i>arm</i>	<i>leg</i>
<i>toe</i>	<i>tooth</i>	<i>mouth</i>	<i>foot</i>

# My Five Senses

Name \_\_\_\_\_

Draw lines between the pictures and the words that best go together.



**Taste**

Name \_\_\_\_\_

## The Five Senses

Cut and paste the words that matches the correct action for each body part.

We  with our 

We  with our 

We  with our 

We  with our 

We  with our 

twinkl.com  
Press LLC



listen

see


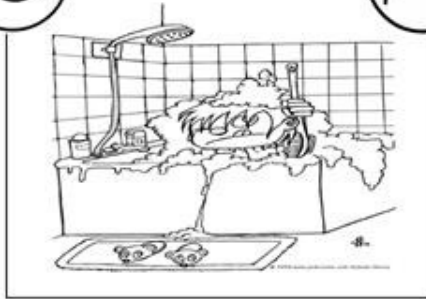

touch

taste

smell



# Healthy Habits



Name \_\_\_\_\_

Nutrition/Classifying foods







### Food Group Fun

 Color.

Put each food in its group.

 Cut.  Paste.















<b>Grains</b> 	<b>Vegetables</b> 	<b>Fruits</b> 
<b>Meats/Proteins</b> 	<b>Dairy</b> 	<b>Fats/Sugars</b> 

©2007 The Education Center, Inc. • www.thefairyprint.com

## Where does it come from?

Draw lines between each item of food and where it comes from.



©2007 EC&E

